

## AC susceptibility and anisotropic flux pinning in unconventional superconductor $\text{UPt}_3$

Z. Koziol, J.J.M. Franse and A.A. Menovsky

Universiteit van Amsterdam, Van der Waals-Zeeman Laboratorium, Amsterdam, The Netherlands.

AC susceptibility measurements have been carried-out on single-crystalline samples of  $\text{UPt}_3$  doped with 11% boron. The low-amplitude susceptibility is nearly independent on the ac field amplitude and, hence, it is related to the low-frequency complex conductivity. At large ac field, strong nonlinearities characterize the electrodynamic response. The critical state model is, however, not sufficient for analysis of the results. A reactive component of the conductivity must be included for a consistent description of the susceptibility. The strong anisotropy of the ac response observed at low fields is also present for fields near the upper critical field,  $H_{c2}$ .

### 1. INTRODUCTION

Superconductivity of  $\text{UPt}_3$  is interesting, in particular due to its complex H-T diagram, as observed by ultrasound attenuation, specific heat [1], and dilatometry studies [2]. The conclusions about the presence of internal phase transition lines follow from the observation of different anomalies in the properties studied as a function of temperature or magnetic field. If the flux pinning is considered, one could expect a change of slope or a discontinuity in the temperature- or field-dependence of the critical current density at the crossing of the internal phase-transition lines. There are indications from studies of the current-voltage characteristics on whiskers of  $\text{UPt}_3$  [3] and from magnetocaloric effects [4] that there are features in the field- and temperature dependences which could be assigned to the internal phase-transition lines. AC susceptibility studies at large fields offer a chance for gaining additional information about the flux pinning in the superconducting state.

### 2. RESULTS AND DISCUSSION

The specific heat, resistivity, low-field ac susceptibility and dc magnetization measurements on the same samples have been reported elsewhere [5]. Figures 1 and 2 give examples of the ac susceptibility curves registered in different ac fields as a function of temperature or dc field, for  $H//b$ . We use the definition of the superconducting phases following the work of van Dijk et al. [2]. In fig. 1 (a) (for a field of 2 kOe) the line between states A and B is crossed. In fig. 1 (b) (for  $H=6$  kOe) the applied field corresponds approximately to the field at the line separating states B and C. For the temperature sweep at 8 kOe, in fig. 2 (b), only the response of the state C should be observed. There is

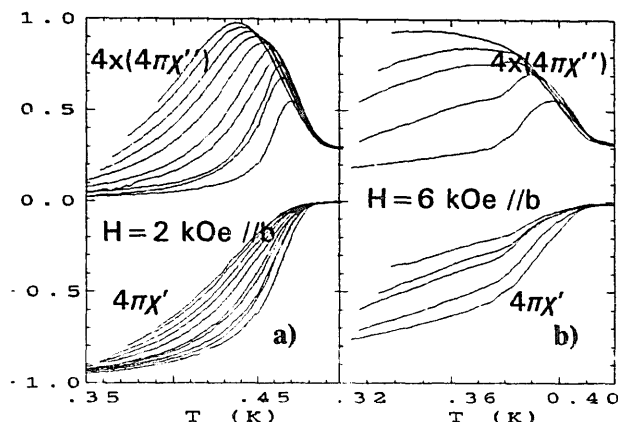


Figure 1. The ac susceptibility in a dc field of 2 kOe (a) and 6 kOe (b). The ac field amplitudes range between 0.25 and 4 Oe, for curves from right to left, respectively.

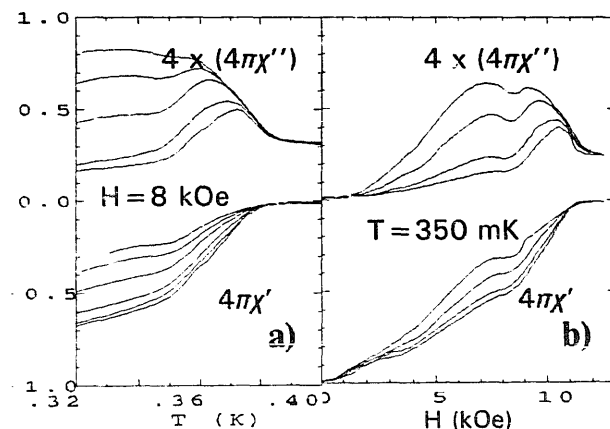


Figure 2. Temperature- (a) and field-dependences (b) of the ac susceptibility for  $H//b$ , measured in different ac field amplitudes, from 0.25 to 2 Oe, for curves from right to left, respectively.

a difference between the shape of the curves in a field of 2 kOe and those at larger fields: a change

from smooth susceptibility curves towards a kind of double-structure curve emerges in  $\chi'(T)$  and  $\chi''(T)$  at larger ac fields. This double structure is absent for  $H//c$  (not shown), where the registered curves resemble those measured at low fields for  $H//b$ , as in fig. 1 (a). The common feature of the data is that the maxima in  $\chi''(T)$  are small at low excitation fields, they increase to the value which is expected in the critical state model ( $4\pi\chi'' \approx 0.2$ ) when  $H_{ac}$  increases, and they possibly increase further towards a flux-flow-like behaviour at larger ac field amplitudes ( $4\pi\chi'' \approx 0.4$ ). One can not use the critical state model for the analysis of the experimental susceptibility results on  $UPt_3$ . However, at low excitation fields, the dependence of the susceptibility on  $H_{ac}$  is very small and one can use the linear theory as an approximate approach to the analysis of the results. The complex conductivity has been determined,  $\sigma = \sigma_r + i\sigma_i$ , and subsequently the reactive and dissipative penetration depths  $\lambda^2 = c^2/4\pi\omega\sigma_i$  and  $\delta^2 = c^2/2\pi\omega\sigma_r$ , by using the method described by us previously [5]. No clear signature was found of internal phase transition lines in plots of  $\lambda$  or  $\delta$  as functions of  $H$  or  $T$ . At fields  $H < H_{c2}/2$ , the same functional dependence on  $\lambda(H)$  is observed as reported for low fields,  $\lambda \sim H^{1/2}$ , supporting the idea that the reactive component of the complex conductivity finds its origin in the interaction between vortices and the ac current [5], a mechanism described by Campbell. There is, however, a feature in the susceptibility curves which marks a change in the  $\chi(T)$  or  $\chi(H)$  dependences near the critical temperature  $T_c(H)$  and which divides the  $H$ - $T$  plane in regions of small and large dissipation. In the plot of  $\chi''$  vs.  $\chi'$  in fig. 3 (a), this feature is marked by an arrow. At calculating  $\lambda$  and  $\delta$  from the data of fig. 3 (a), it is observed that this feature corresponds to a change in character of the  $\lambda(\delta)$  dependence from a nearly linear relationship to a power-law behaviour with a value of the exponent of about 4, near  $H_{c2}$  (fig. 3 b). If the characteristic fields which correspond to the position of the arrows in fig. 3 are drawn on  $H$ - $T$  diagram, they form lines parallel to the  $H_{c2}(T)$  curve. One finds that this diagram is not related to the expected  $H$ - $T$  diagram.

### 3. CONCLUSION

A large anisotropy of the ac susceptibility of  $UPt_3$  has been established. The field- and temperature-dependence of the penetration depth is consistent with Campbell's penetration depth, which is supposed to be relevant in the presence of an interaction

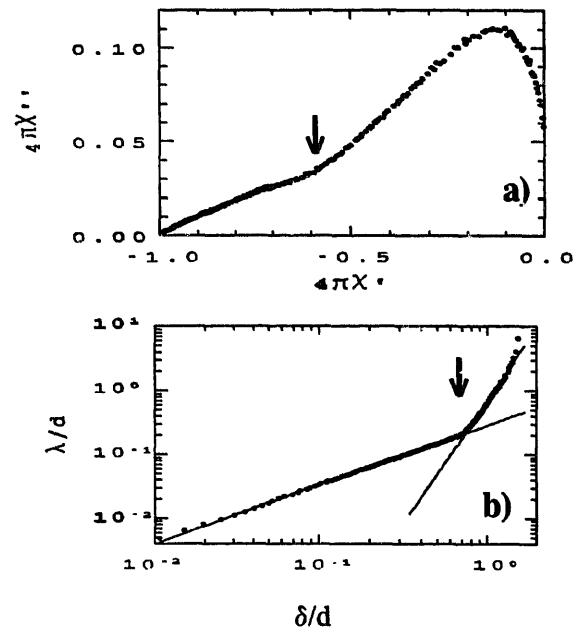


Figure 3. (a) - The  $\chi''$  vs.  $\chi'$  plot which is obtained at low temperatures (near 300 mK) when it is measured as a function of magnetic field for  $H//b$ . (b) - The penetration depths calculated from the results of fig. (a), in a plot of  $\lambda/d$  vs.  $\delta/d$ .

of the current with pinned vortices. Near  $T_c(H)$ , a strongly nonlinear response is observed which leads to an apparently broad transition region, in similarity to the behaviour of another heavy-fermion superconductor  $URu_2Si_2$  [6]. The results should be attributed to one of the unconventional scenarios: the formation of an inhomogeneous superconducting state arising from a coupling between superconductivity and structural modulations or antiferromagnetism [5] or the presence of quasiparticle excitations in a superconductor with gap nodes.

### REFERENCES

1. S. Adenwalla, et al., Phys. Rev. Lett. 65 (1990) 2298; G. Bruls, et al., *ibid.*, p. 2294; K. Hasselbach, et al., Phys. Rev. Lett. 63 (1989) 93.
2. N. van Dijk, J. Low Temp. Phys. 93 (1993) 101.
3. G. Bruls, J. Magn. Magn. Mat. 108 (1992) 111.
4. B. Bogenberger, Physica B 186-188 (1993) 248.
5. Z. Kozioł, et al., in Proc. of Int. Conf. on the Physics of Transition Metals, eds P.M. Oppener and J. Kübler, p.18, World Scientific, 1993; Z. Kozioł, Thesis, University of Amsterdam, 1994.
6. P. Visani, Phys. Rev. Lett. 49 (1994) 4376.